
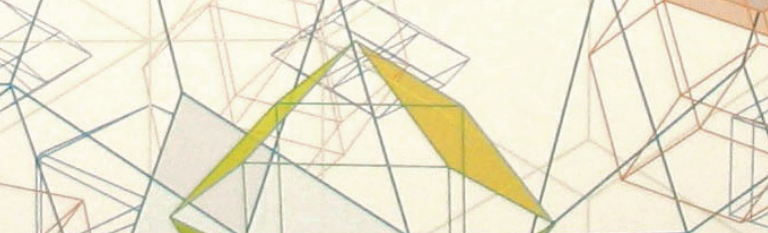


ABSTRACTION



did you know?

Artist Tony Robbin uses elements of art, math and science to create abstract works of art. Robbin's artwork explores beyond the spatial dimensions of width, height and depth. His use of the fourth dimension enables us to see many different viewpoints of a shape at one time.



ABSTRACTION

How many different shapes and colors can you find in this artwork? Are you able to find examples of the fourth dimension?

If you were an artist exploring geometric design, how would you use technology and the elements of art in your work?



challenge!

Find the yellow table in the gallery to create your own geometric work of art. Tangrams are a set of 7 flat shapes: 5 triangles, 1 square and 1 rhombus. Traditional rules require all seven shapes be used to create one specific shape with no overlap. For an extra challenge, try to create your own arrangement of an object or abstract composition.

GALLERY COPY. PLEASE DO NOT REMOVE.

This exhibition is made possible by The Collier Companies and Nathan & Ani Collier, the Margaret J. Early Program Endowment, the Harn Program Endowment, and the Londono Family Endowment, with additional support from a group of local museum supporters and the Harn Annual Fund.



THE ARTS OF
CREATIVITY
DISCOVERY
& INQUIRY

OBSERVATION



did you know?

Sally Mann photographs observations of the world around her, from intimate family portraits to landscapes rich in history. This particular work is part of a series of southern landscapes and depicts cypress knees as they emerge from the fog. Cypress knees stem from the roots of trees and often extend up and beyond the swamp waters.



OBSERVATION

As you stand in front of Sally Mann's artwork, take a moment to close your eyes and imagine what you would hear if you were inside this photograph. What sounds do you hear? What kind of emotions do you feel?

If this artwork was a painting or drawing instead of a photograph, how would that affect your reaction to it?



challenge!

Explore the galleries in the museum to find other examples of landscapes, seascapes and cityscapes. Do these examples look familiar to you? Is what they depict something you would see in your local community?

GALLERY COPY. PLEASE DO NOT REMOVE.

This exhibition is made possible by The Collier Companies and Nathan & Ani Collier, the Margaret J. Early Program Endowment, the Harn Program Endowment, and the Londono Family Endowment, with additional support from a group of local museum supporters and the Harn Annual Fund.



THE ARTS OF
CREATIVITY
DISCOVERY
& INQUIRY

SECRET MESSAGES

**did you know?**

Recto (Latin; meaning right or correct) refers to the front of a painting.

Verso (Latin; meaning turned or changed) refers to the back of a painting.

Preston Dickinson's painting *Still Life* has the beginnings of a completely different composition on its *verso*. Like Dickinson, many other artists have hidden and layered pieces within their final work of art.

images: Preston Dickinson, American, 1889–1930, (above, recto side) *Still Life*; (back, verso side, detail) *Female Figures*; c. 1920, gouache on board, museum purchase Funds provided by the David A. Cofrin Art Acquisition Endowment



SECRET MESSAGES

Why do you think artists have different paintings on the verso or underneath the layers of their final artwork?

As an artist, how would you leave secret messages in your artwork? What kind of message or image would you leave for someone else to uncover?



challenge!

It's your turn to create a work of art with a secret message! At the Bishop Study Center (BSC), you can participate in a hands-on art activity. Your challenge is to create a work of art that can only be seen when looked at through a special lens. What secret message or image will you create?


GALLERY COPY. PLEASE DO NOT REMOVE.

This exhibition is made possible by The Collier Companies and Nathan & Ani Collier, the Margaret J. Early Program Endowment, the Harn Program Endowment, and the Londono Family Endowment, with additional support from a group of local museum supporters and the Harn Annual Fund.



THE ARTS OF
CREATIVITY
DISCOVERY
& INQUIRY

HISTORY



did you know?

The average person spends the majority of their day sitting. Think about all the different chairs you use throughout the day! Artists have long been fascinated with creating their own version of this utilitarian object. Celeste Roberge's *Miniature Chair Series* is created in the style of four modern artists: Joseph Beuys, Eva Hesse, Yayoi Kusama and Meret Oppenheim.

images: (above) Celeste Roberge, American, born 1951, *Miniature Chair Series*, 2005–2007, mixed media, museum purchase, funds provided by the Phil and Barbara Emmer Art Acquisition Endowment with additional funds provided by Phil and Barbara Emmer, Darin Cook, Partial gift of the artist; (back) detail: Yayoi Kusama, Japanese, born 1929, *Nets-Infinity (TWOS)*, 2004, acrylic on canvas museum purchase, funds provided by the David A. Cofrin Art Acquisition Endowment and friends of the Harn Museum

HISTORY

Find the work by Yayoi Kusama located in this gallery. (See the red, dotted art at the top of this card? That's it.) What do you notice about the difference between Kusama's and Roberge's works of art?

Suppose you were identifying artists to use as inspiration for your artwork, which artists would you choose?



challenge!

Roberge's artwork is created in response to the style of other artists throughout history. Make your way to the Bishop Study Center (BSC) to participate in a hands-on art activity. Use the materials provided to reinvent an everyday object in the style of another artist. You may want to create in the style of one of the artists on display at the Harn!


GALLERY COPY. PLEASE DO NOT REMOVE.

This exhibition is made possible by The Collier Companies and Nathan & Ani Collier, the Margaret J. Early Program Endowment, the Harn Program Endowment, and the Londono Family Endowment, with additional support from a group of local museum supporters and the Harn Annual Fund.



THE ARTS OF
CREATIVITY
DISCOVERY
& INQUIRY

LIGHT



did you know?

Olafur Eliasson works collaboratively with a team of over 90 researchers, craftsmen and architects to create immersive works of art. Eliasson's artworks are often large scale public installations that challenge the way we view and think about our world. By creating immersive works of art that rely on viewer interaction, Eliasson creates a space for us to be a part of the artwork.

image: Olafur Eliasson, Danish-Icelandic, born 1967, *Fivefold Sphere Projection Lamp*, 2006, copper, semitransparent mirror, steel, bulb, cable and tripod, gift of Debra and Dennis Scholl



LIGHT

As you stand in the light and shadow of Eliasson's work, how does it feel to be part of the artwork?

If you could collaborate with a team of skilled artists and designers, what kind of artwork would you produce? What kind of feeling or experience would you create for the viewer?



challenge!

Explore the museum to find other examples of immersive art or instances where light impacts your experience of a work of art. As you experience those works of art, compare your response to how you reacted to Eliasson's work. What is it that made your reaction different or similar?

GALLERY COPY. PLEASE DO NOT REMOVE.

This exhibition is made possible by The Collier Companies and Nathan & Ani Collier, the Margaret J. Early Program Endowment, the Harn Program Endowment, and the Londono Family Endowment, with additional support from a group of local museum supporters and the Harn Annual Fund.



THE ARTS OF
CREATIVITY
DISCOVERY
& INQUIRY

MOON



did you know?

NASA's Apollo Program consisted of 11 Apollo flights, four of the flights were to test the spacecraft and six flights successfully landed on the moon. Lowell Nesbitt was the official NASA artist for Apollo 9 and Apollo 13. Apollo 9 tested the spacecraft used for landing on the moon, and Apollo 13 malfunctioned and had to abort its mission to land on the moon.



MOON

Imagine you are selected by NASA to be their official artist for their next mission to the moon. What materials would you use to create your artwork?

What does Nesbitt's artwork tell you about the surface of the moon?



challenge!

Nesbitt uses texture, one of the elements of art, to create the perceived surface of the moon in his artwork. Explore the museum to discover other examples of texture in art. Can you find artwork where artists create the perception of texture? How about artwork where you can see the physical texture of the art materials used by the artist?

GALLERY COPY. PLEASE DO NOT REMOVE.

This exhibition is made possible by The Collier Companies and Nathan & Ani Collier, the Margaret J. Early Program Endowment, the Harn Program Endowment, and the Londono Family Endowment, with additional support from a group of local museum supporters and the Harn Annual Fund.



THE ARTS OF
CREATIVITY
DISCOVERY
& INQUIRY